



Sphecho

REVERBERATING YOUR NEEDS THROUGH DETERMINATION












LOPO

LOVE OUR PRECIOUS ONES



Instructions: Practice each level until the child can complete it with at least 80% accuracy. Then, move on to the next level.

Level One : Listening	Level Two: Single Words	Level Three: Sentences
<p>Tell the Child What each picture is called. Ask the Child to point to one of the pictures ("point to beak"). if he gets it wrong, exaggerate the final consonant when you say the pair again</p>	<p>Have the child speak each word in the pair. Make sure he makes them differently by saying the final consonant on one word and not on the other.</p>	<p>Have the child say both words in a sentence, like "I see the bee. I see the beak". Start with shorter sentences and work your way up to longer ones.</p>

			
bee	beak	bike	bye
			
boat	bow	boot	"boo!"
	K		
cake	"kay"	cow	couch














Instructions: Practice each level until the child can complete it with at least 80% accuracy. Then, move on to the next level.

Level One: Listening	Level Two: Single Words	Level Three: Sentences
<p>Tell the child what each picture is called. Ask the child to point to one of the pictures ('point to beak'). If he gets it wrong, exaggerate the final consonant when you say the pair again.</p>	<p>Have the child speak each word in the pair. Make sure he makes them differently by saying the final consonant on one word and not on the other.</p>	<p>Have the child say both words in a sentence, like "I see the bee. I see the beak". Start with shorter sentences and work your way up to longer ones.</p>



Instructions: Practice each level until the child can complete it with at least 80% accuracy. Then, move on to the next level.

Level One: Listening	Level Two: Single Words	Level Three: Sentences
<p>Tell the child what each picture is called. Ask the child to point to one of the pictures ('point to beak'). If he gets it wrong, exaggerate the final consonant when you say the pair again.</p>	<p>Have the child speak each word in the pair. Make sure he makes them differently by saying the final consonant on one word and not on the other.</p>	<p>Have the child say both words in a sentence, like "I see the bee. I see the beak". Start with shorter sentences and work your way up to longer ones.</p>

 <p>arm</p>	 <p>"ar"</p>	 <p>bag</p>  <p>"baa"</p>
 <p>treat</p>  <p>tree</p>	 <p>purse</p>  <p>purr</p>	
 <p>fork</p>  <p>four</p>	 <p>drive</p>  <p>dry</p>	



# Join Us

For Free Consultation

**+974 4419 6594**



[www.sphecho.com](http://www.sphecho.com)

**Thank You**

